


3 Je fabrique... UN DÉ

Matériel

feuille carrée
21 x 21 cm



ciseaux




colle




feutres

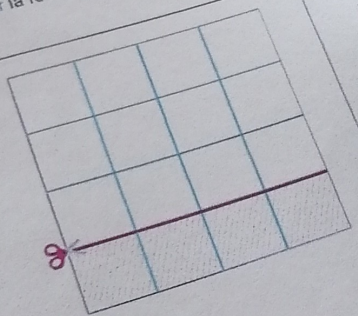
Les étapes




1 Plier la feuille en 2 bord à bord.



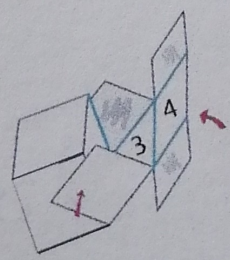
2 Replier les 2 bords central.



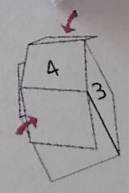
4 Découper.



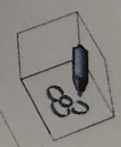
5 Découper. Encoller aux en-



7 Relever la face 3. Ajuster. Coller.



8 Fermer le dé.



9 Décorer.

